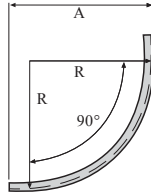


# Channel-Type Inst. Tray - Fittings & Accessories

The following fitting part numbers are for polyester, solid bottom channel-type fittings. Molded fittings also available in vinyl ester, add "VE", in halogen-free, add "S", and in conductive, add "RT". Vinyl ester example: EIS-VE-MC90IV-18-600. Mitered fittings also available in vinyl ester, add "VE" Example: EIS-90IV-12-600 and also available in halogen-free low smoke plus, add "Y" Example: EIS-Y-90IV-12-600. For ventilated fitting, replace the "S" with a "P".

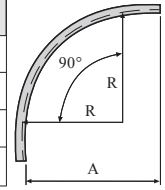
## 90° Vertical Inside Molded

Part No.	Radius	A
EIS-MC90IV-18-600	18" (457)	22 <sup>3</sup> / <sub>4</sub> " (578)
EIS-MC90IV-24-400	24" (610)	28 <sup>1</sup> / <sub>16</sub> " (729)
EIS-MC90IV-24-600	24" (610)	28 <sup>3</sup> / <sub>4</sub> " (730)



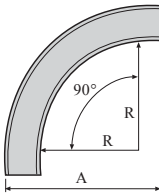
## 90° Vertical Outside Molded

Part No.	Radius	A
EIS-MC90OV-12-600	12" (305)	16 <sup>1</sup> / <sub>4</sub> " (413)
EIS-MC90OV-24-400	24" (610)	28 <sup>5</sup> / <sub>16</sub> " (719)
EIS-MC90OV-24-600	24" (610)	28 <sup>1</sup> / <sub>2</sub> " (718)
EIS-MC90OV-24-800	24" (610)	28 <sup>3</sup> / <sub>16</sub> " (716)



## 90° Horizontal Molded

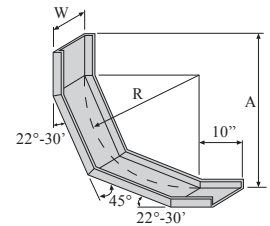
Part No.	Radius	A
EIS-MC90HB-12-600	12" (305)	22 <sup>3</sup> / <sub>4</sub> " (578)
EIS-MC90HB-24-400	24" (610)	32 <sup>13</sup> / <sub>16</sub> " (833)
EIS-MC90HB-24-600	24" (610)	34 <sup>3</sup> / <sub>4</sub> " (883)
EIS-MC90HB-24-800	24" (610)	36 <sup>11</sup> / <sub>16</sub> " (932)



## 90° Vertical Inside Mitered

Part No. Key*	A
EIS-90IV-(R)-(W)00	22 <sup>1</sup> / <sub>4</sub> " (565)
EIS-90IV-(R)-(W)00	34 <sup>1</sup> / <sub>4</sub> " (820)

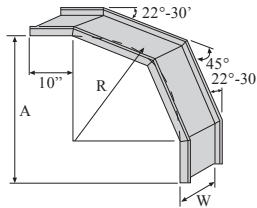
R = Radius which can be 12" (305) or 24" (610); W = Width which can be 2", 3", 4", 6", 8" or 10"; For 10" dimensions contact us. Substitute "P" for "S" for punched channel.



## 90° Vertical Outside Mitered

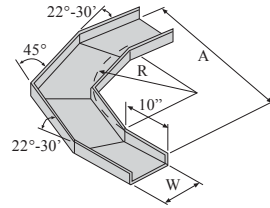
Part No. Key*	A
EIS-90OV-(R)-(W)00	22" (559)
EIS-90OV-(R)-(W)00	34" (864)

R = Radius which can be 12" (305) or 24" (610); W = Width which can be 2", 3", 4", 6", 8" or 10"; For 10" dimensions contact us. Substitute "P" for "S" for punched channel.



## 90° Horizontal Bend

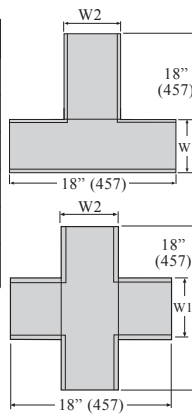
Part No.	A
EIS-90HB-12-200	24" (610)
EIS-90HB-12-300	25" (635)
EIS-90HB-12-400	26" (660)
EIS-90HB-12-600	28" (711)
EIS-90HB-12-800	30" (762)
EIS-90HB-12-1000	32" (813)
EIS-90HB-24-200	36" (914)
EIS-90HB-24-300	37" (940)
EIS-90HB-24-400	38" (965)
EIS-90HB-24-600	40" (1016)
EIS-90HB-24-800	42" (1067)
EIS-90HB-24-1000	44" (1118)



## Horizontal Tee & Horizontal Cross

Part No. Key*	W1	W2
EIS-HT or HC-200	2" (51)	2" (51)
EIS-HT or HC-300	3" (76)	3" (76)
EIS-HT or HC-400	4" (102)	4" (102)
EIS-HT or HC-600	6" (154)	6" (152)
EIS-HT or HC-800	8" (203)	8" (203)
EIS-HT or HC-1000	10" (255)	10" (255)

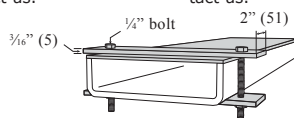
HT = Horizontal Tee; HC = Horizontal Cross; Substitute "P" for "S" for punched channel



## Channel Tray Cover Channel Cover Clamp

Part No. Key*
EPC-(W)00-(Δ)

Δ = Resin - insert "P" for polyester resin, insert "Y" for halogen-free low smoke plus resin. Hardware and clamp not included. For other resin part numbers, contact us.



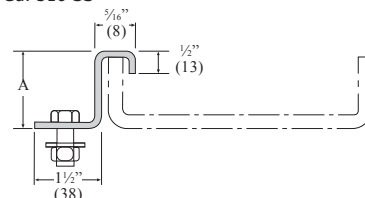
Part No. Key*
CCC-(W)00-(Δ)

Δ = Resin - insert "PE" for polyester resin, insert "Y" for halogen-free low smoke plus resin. 316 SS hardware included. For other resin part numbers, contact us.

## Channel Hold Down Clip

Part No.	W	A
IHDC-3	3" (76)	1 <sup>1</sup> / <sub>8</sub> " (28)
IHDC-4	4" (102)	1 <sup>1</sup> / <sub>4</sub> " (33)
IHDC-6	6" (154)	1 <sup>3</sup> / <sub>4</sub> " (44)
IHDC-6D	6" (154)	1 <sup>3</sup> / <sub>4</sub> " (44)
IHDC-8	8" (203)	1 <sup>7</sup> / <sub>8</sub> " (47)
IHDC-10	10" (255)	2 <sup>7</sup> / <sub>8</sub> " (72)

10 Ga. 316 SS



\* In Part No. Key, parentheses ( ) = insert corresponding option code; Δ = Resin; R = Radius; W = Width of the inside distance from tray wall to tray wall