

## New Product Spotlight: Walkable Laundry Cover

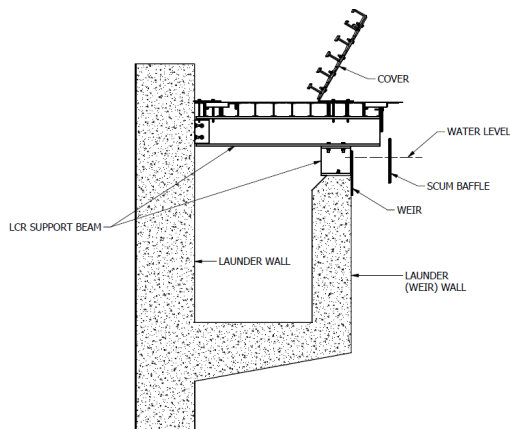
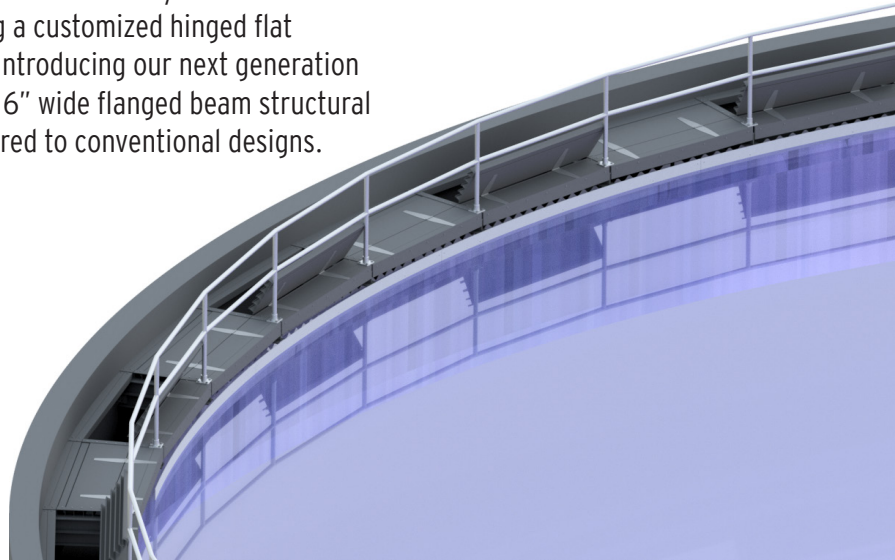
Enduro has been a leader and innovator in the fiberglass cover industry for over 25 years, including the first walkable laundry cover utilizing a customized hinged flat sheet design supported by Enduro flanged tube beams. Introducing our next generation laundry cover design, the Enduro XL3 cover panels with 6" wide flanged beam structural supports provide a number of additional benefits compared to conventional designs.

### Featured Products:

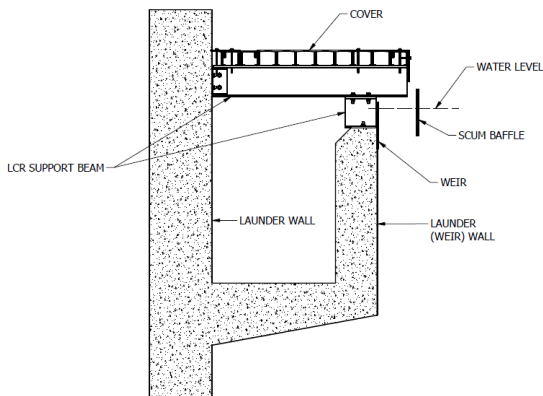
XL3 cover panels

Enduro W6 wide flanged beams

TreadMAX™ non-skid surface technology



**Open Position**



**Closed Position**

### INCREASED STRUCTURAL PERFORMANCE

The XL3 cover panel has less deflection at longer spans than your standard lay up laundry cover design.

### OPTIMIZED SUPPORT SYSTEM

Utilizes Enduro's 6" wide flanged beams mounting directly on top of the inner weir wall providing a more robust design while eliminating additional clip angle connections.

### TreadMAX™ NON-SKID SURFACE

The industry's first integrally manufactured, multi-directional, non-skid FRP surface technology exceeds performance requirements per DCOF and Pendulum tests without the use of applied coating or tape.

### GREATER OPERATOR ACCESS AND VISIBILITY

The XL3 walkable laundry cover design enables larger hatches without structural compromise, allowing for maximum access and visibility into the effluent launder.